



CENTER FOR A
COMPETITIVE WORKFORCE

LIVING-WAGE JOBS AT LOS ANGELES BASIN AIR AND SEA PORTS

POWERED BY



California
Community
Colleges



C·O·E

CENTERS OF EXCELLENCE
FOR LABOR MARKET RESEARCH



LOS ANGELES COUNTY
ECONOMIC DEVELOPMENT CORPORATION

Collaboratively Advancing Growth and Prosperity for All

LOS ANGELES PORTS



CCW

is leading industry-education partnerships to collaboratively strengthen our region's talent development ecosystem

- 1. Data-driven research on the supply and demand for talent**
- 2. Industry Councils and Regional Program Advisories**
- 3. Developing work-based learning opportunities**
- 4. Workforce & Education Portal**

CCW REPORT RELEASE WEBINAR

LOS ANGELES PORTS

ARTHUR GIRARD

RESEARCH ANALYST

INSTITUTE FOR APPLIED ECONOMICS, LAEDC



Opportunities in Global Commerce

MIDDLE-SKILL JOBS AT LA BASIN AIR AND SEA
PORTS

Arthur Girard

Research Analyst

Institute for Applied Economics

February 24, 2021



Key Findings

Middle Skill Opportunities

- Nearly 60 percent of job openings in the port-related industries in the LA Basin are expected to be in middle-skill occupations.

Tempered Growth

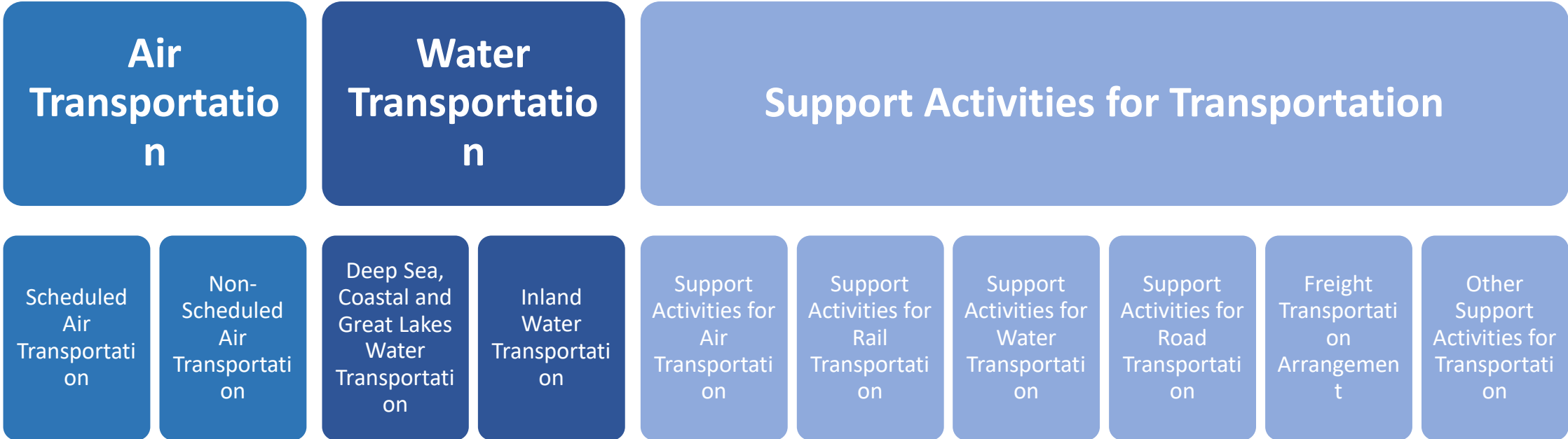
- While the sector will not be growing as fast as it had been pre-pandemic, new jobs will continue to be added and a high level of replacement jobs will still create many

Air Transportation's Strength

- The air transportation sector has become much larger in the LA Basin over the past decade, and this growth is expected to continue.

The Port-Related Industries Defined

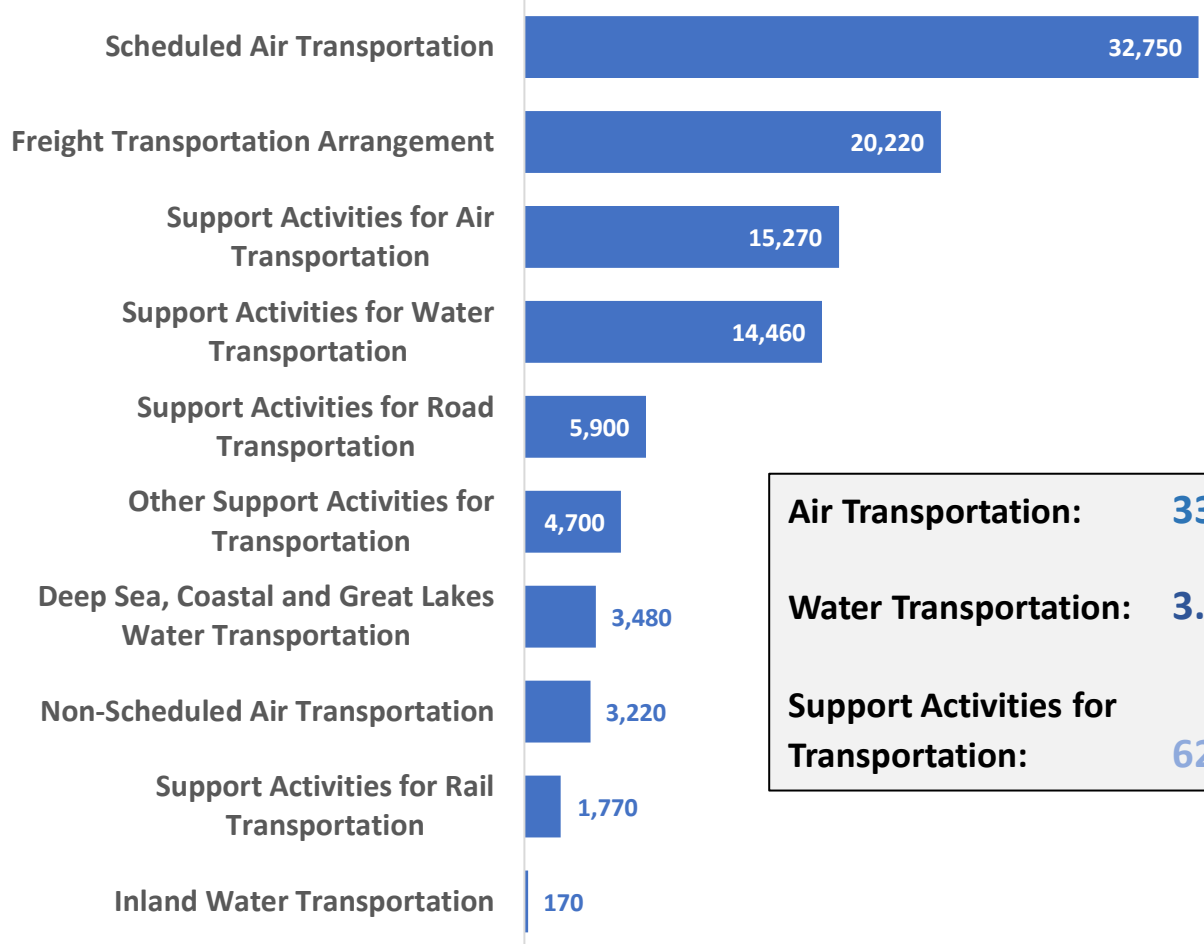
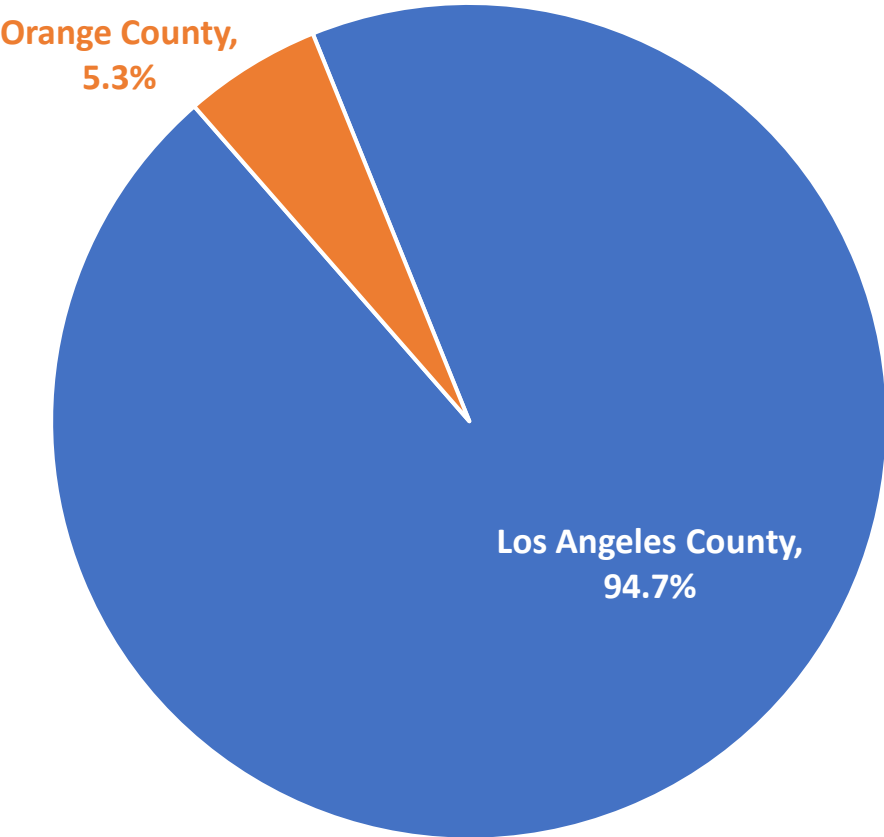
Port-Related Industries:



The Port-Related Industries Defined

- Total estimated economic impact of 193,000 jobs (direct, indirect and induced) in Los Angeles and Long Beach.
- Combined container volume of the San Pedro Bay Ports in 2019 ranked 10th in the world, with nearly \$370 billion in cargo value.

Employment Distribution of the Port-Related Industries in LA Basin



Air Transportation:	33.8%
Water Transportation:	3.8%
Support Activities for Transportation:	62.4%

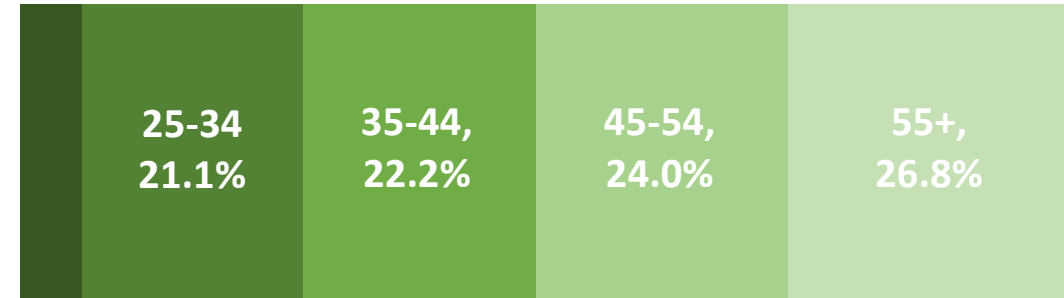
Industry Workforce

Port-Related Workers:

- **50.8%** of the workforce is over the age of 45.
- **30.7%** had a community college level education.
- **36.8%** are Hispanic/Latino
- Of all occupations in the port-related industries, **58%** are classified as middle-skill.

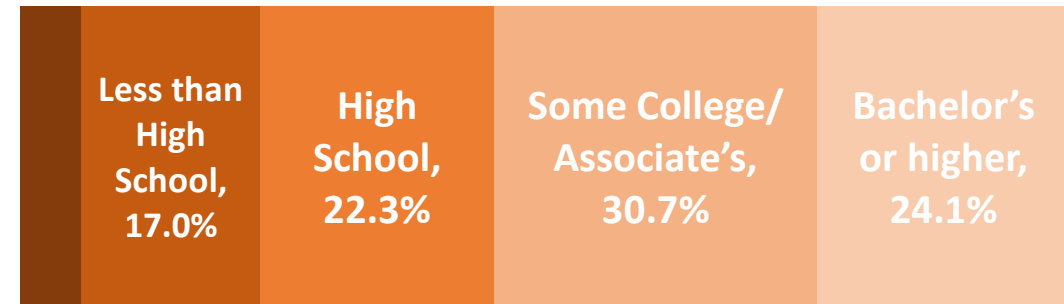
Age of Workers, 2019

<24, 5.8%



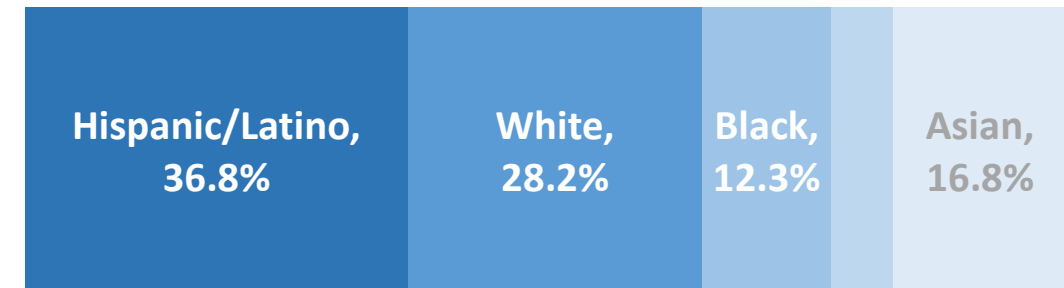
Educational Attainment of Workers, 2019

N/A (<24 y/o), 5.8%



Race/Ethnicity of Workers, 2019

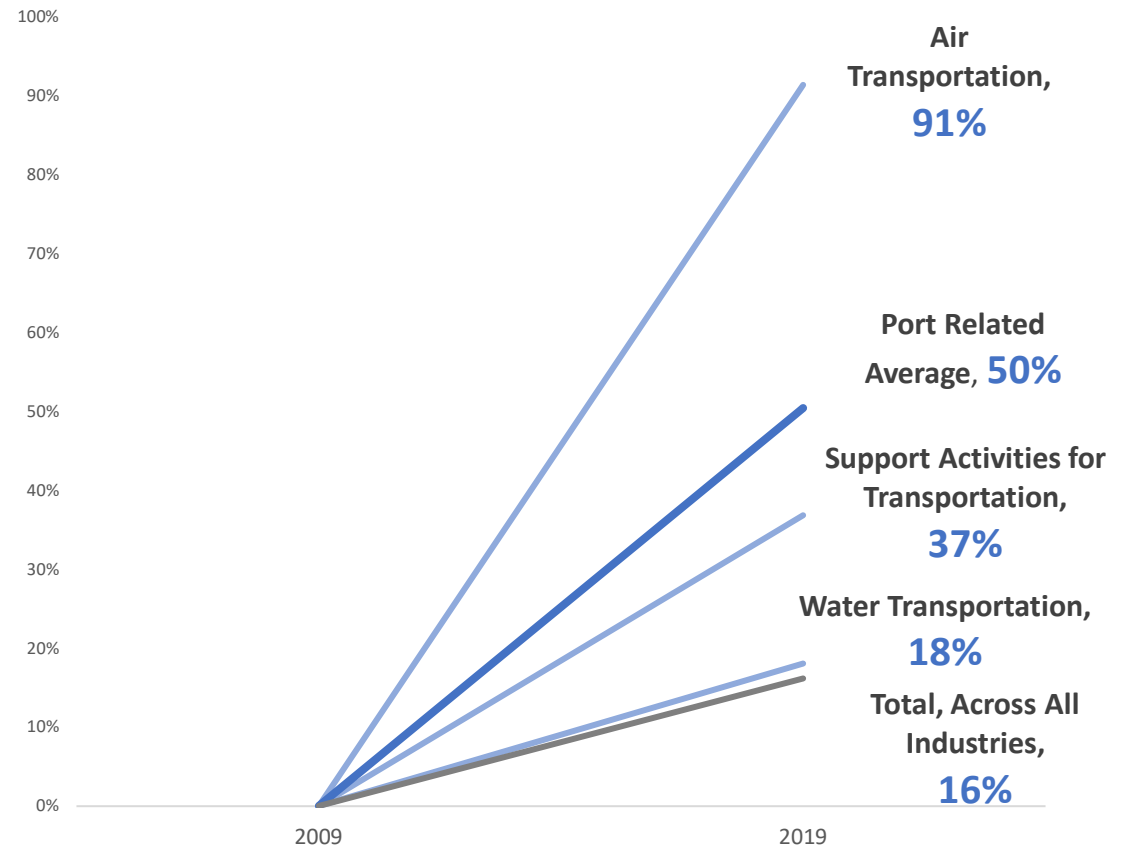
Other, 5.9%



Industry Growth in the LA Basin

- Air Transportation and Support Activities for Transportation added **over 17,000 jobs** between 2009 and 2019.
- Overall, these three port-related industries gained **over 35,000 new workers** across this ten-year period.

Change in Payroll Employment, 2009-2019



High Industry Wages

Port-Related Industries in the LA Basin:

- The annual average wage was **\$84,575** in 2019.
- Workers in the port-related industries **earn more**, on average, than workers across all industries.
- Real wages have **grown by 23%** over the last decade.

Average Industry Wages, 2019



Air Transportation:
\$107,303



Water Transportation:
\$72,045



Support Activities for
Transportation:
\$73,170



Total, All Industries:
\$66,063

Industry Trends

1

Technology could become an important competitive advantage in the port-related industries, which could have an impact on the port-related workforce

2

Sustainability will be key, as environmental pressures become more pressing for the sector's major employers.

3

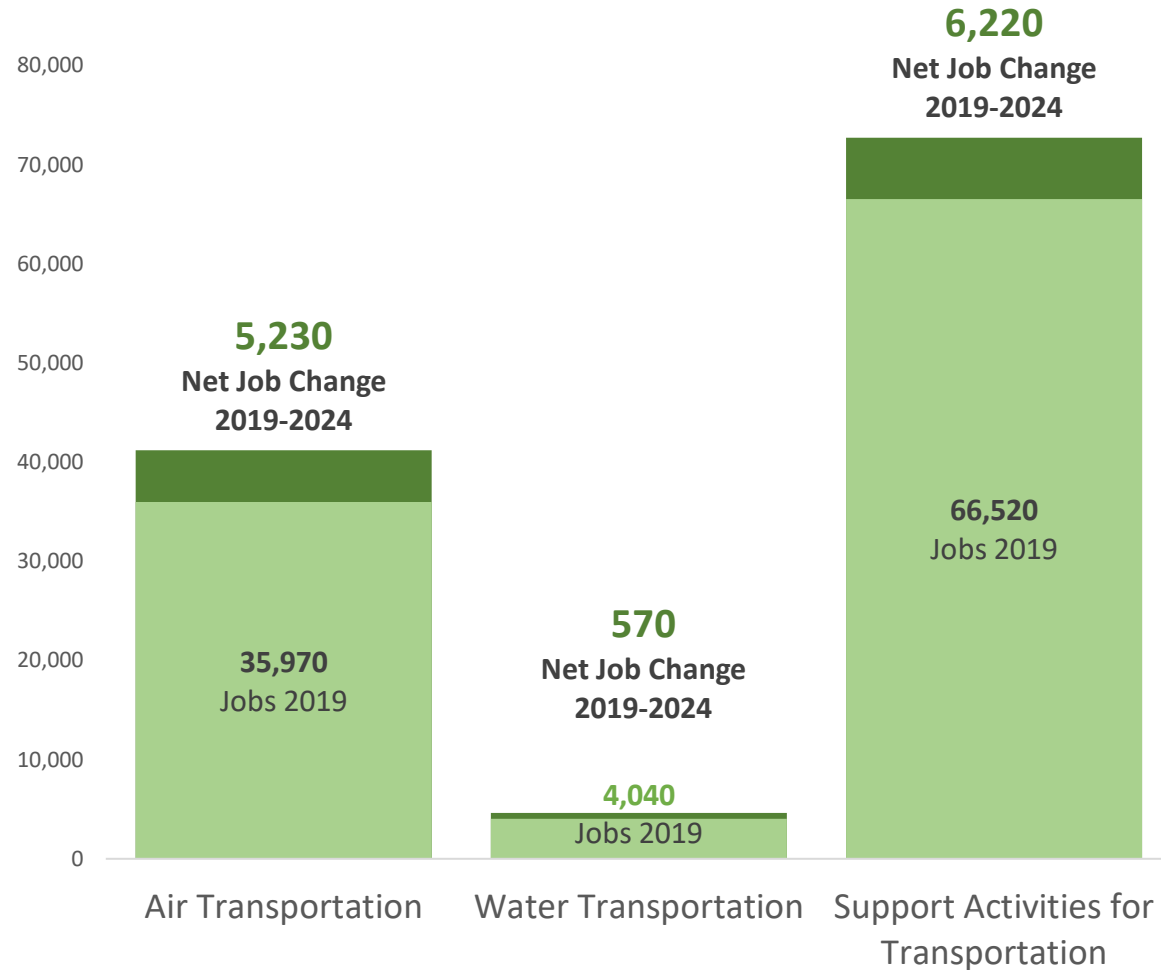
The aging workforce could provide many new opportunities for entrants into these industries.

The Impact of COVID-19

- Disruption of supply chains and lowered trade volumes.
- Trends of protectionism and nearshoring in the future are possible.

Industry Forecast 2019-2024

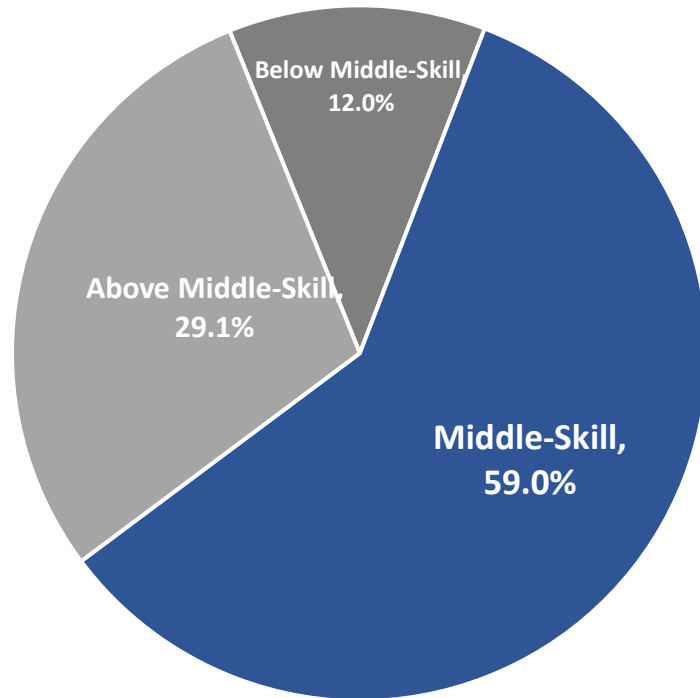
Industry Outlook








- The port-related industries are projected to add **over 12,000 new jobs** between 2019 and 2024.
- Due to the high rate of replacements in these industries, an estimated **64,230** job openings will be available in the port-related transportation industries in the Los Angeles Basin between 2019 and 2024.

Where will the jobs be?

Skills Classification for Job Openings in the LA Basin's Port-Related Industries



Top Port-Related Jobs by Employment Growth through 2024

-  **Flight Attendants:**
1,900 New Jobs
-  **Cargo and Freight Agents:**
1,380 New Jobs
-  **Airline Pilots, Copilots and Flight Engineers:**
1,220 New Jobs
-  **Ticket Agents and Travel Clerks:**
1,000 New Jobs
-  **Aircraft Mechanics and Service Technicians:**
940 New Jobs

**Highlighted
Occupations
for Community
College
Graduates**



**Vulnerable Entry-Level Port-Related
Occupations**

Shipping, Receiving & Traffic Clerks
Crane and Tower Operators
Laborers and Freight, Stock and Material
Movers, Hand



Middle-Skill Opportunities for Upskilling

Electricians
Industrial Machinery Mechanics



**Middle-Skill Airport Transportation
Occupations**

Avionics Technicians
Aircraft Mechanics and Service Technicians



**Middle-Skill Occupations Across Both
Modes of Transportation**

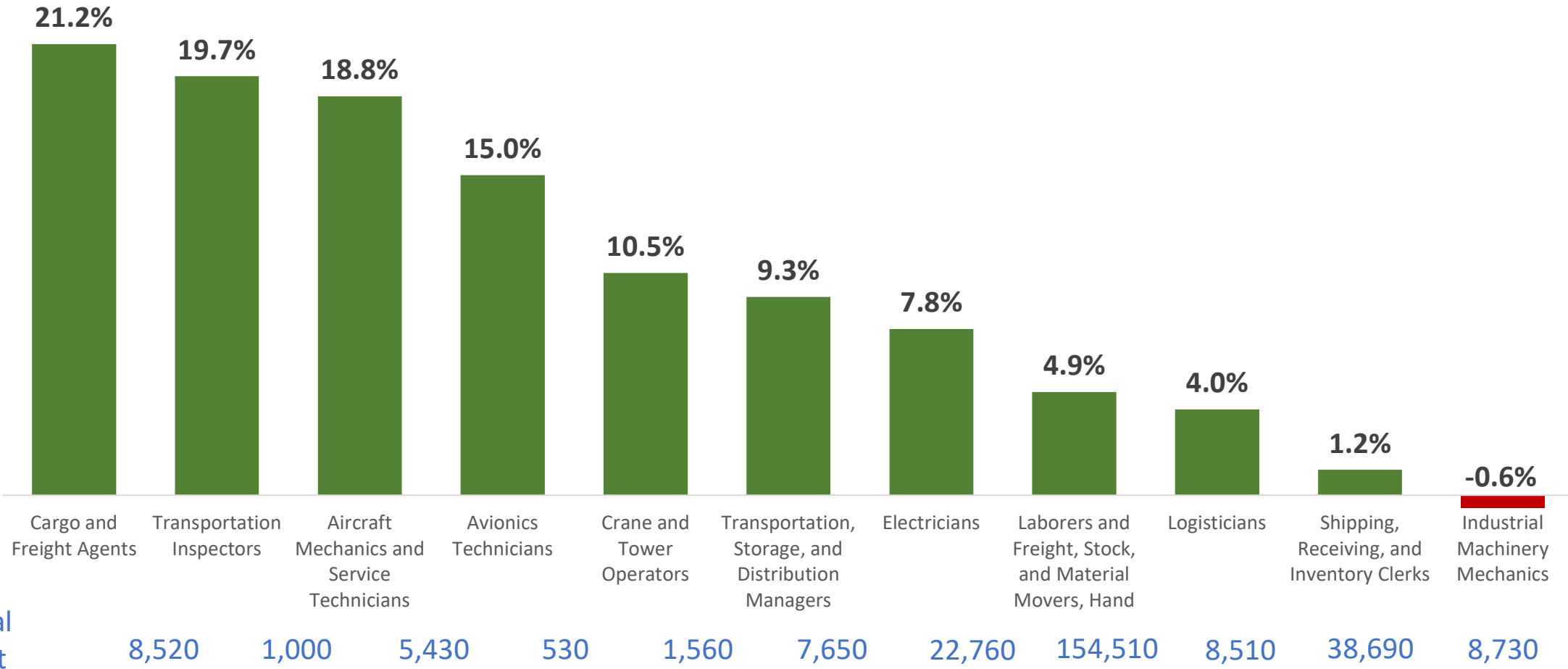
Cargo and Freight Agents
Transportation Inspectors



**Pathway Occupations Across Both Modes
of Transportation**

Transportation, Distribution and Storage
Managers
Logisticians

Growth in Highlighted Occupations Through 2024



Total Occupational Employment 2019:

Top Skills for New Hires in Port-Related Industries



**Customer Service &
Sales**



**Logistics & Supply Chain
Knowledge**



**Project Management,
Scheduling & Budgeting**



Information Systems

LUKE MEYER

DIRECTOR

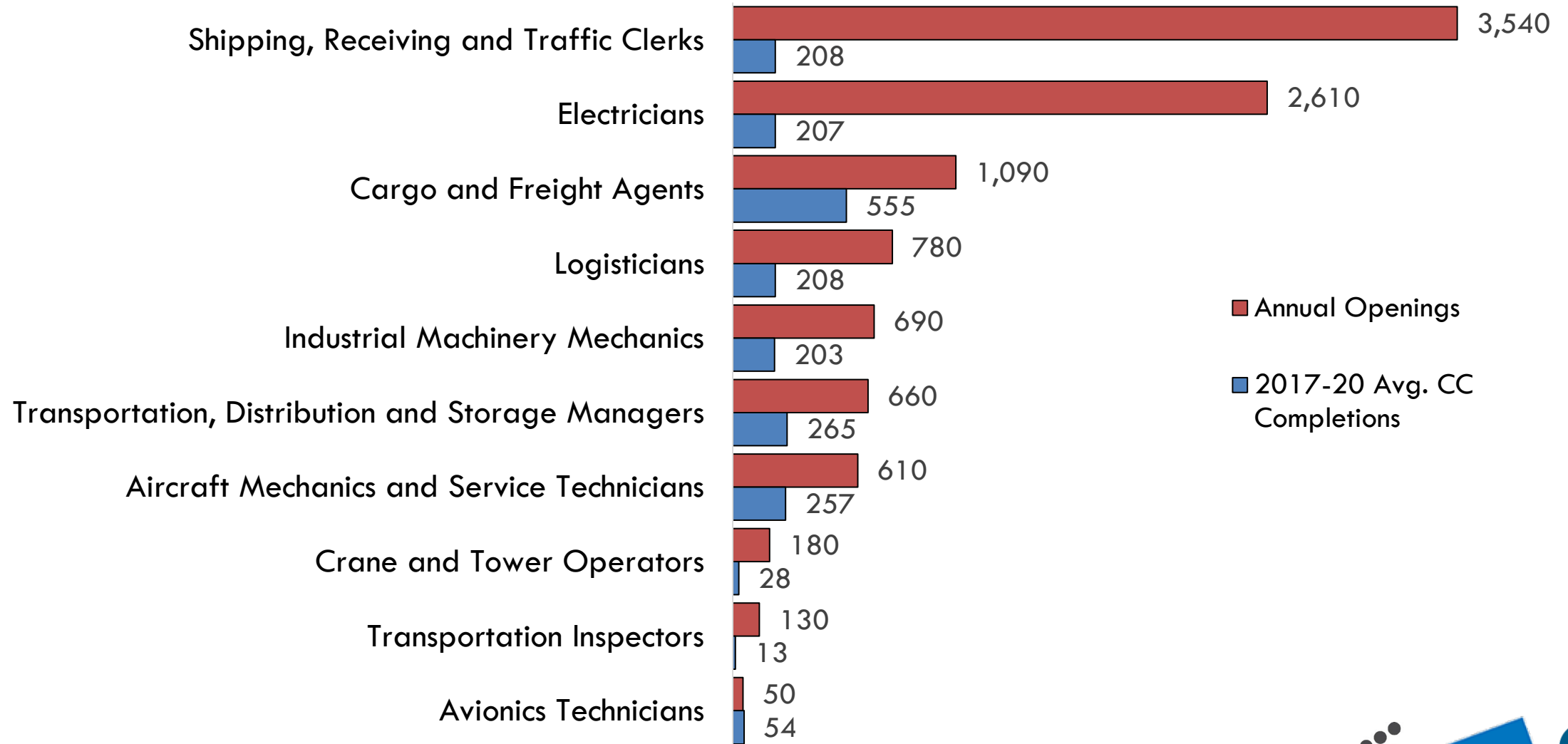
LA/OC CENTER OF EXCELLENCE FOR

LABOR MARKET RESEARCH

AT MT. SAN ANTONIO COLLEGE

LOS ANGELES PORTS

Supply/Demand Analysis



2017-18, 2018-19 & 2019-20 data

Program	3-Yr Average CC Awards
International Business and Trade (21)	371
Logistics and Materials Transportation (44)	208
Electrical (45)	207
Piloting (62)	136
Industrial Systems Technology and Maintenance (67)	119
Aviation Airframe Mechanics (74)	106
Aviation Powerplant Mechanics (78)	97
Manufacturing and Industrial Technology (83)	84
Flight Attendant (98)	60
Aeronautical and Aviation Technology (103)	54
Aviation and Airport Management (116)	44
Air Traffic Control (128)	30
Heavy Equipment Operation (141)	28
Travel Services and Tourism (144)	26
Aviation and Airport Management and Services (172)	13
Total	1,583

- 225 total CTE Programs in LA Basin
 - These 20 account for 9% of all CTE programs
- 44,745 Average Annual Awards
 - These 1,583 account for 4% of all CTE awards
- With supply gaps for nearly all selected occupations, all listed programs can expand without fear of oversaturating labor market

Source: CCCCCO Management Information Systems (MIS) Data Mart

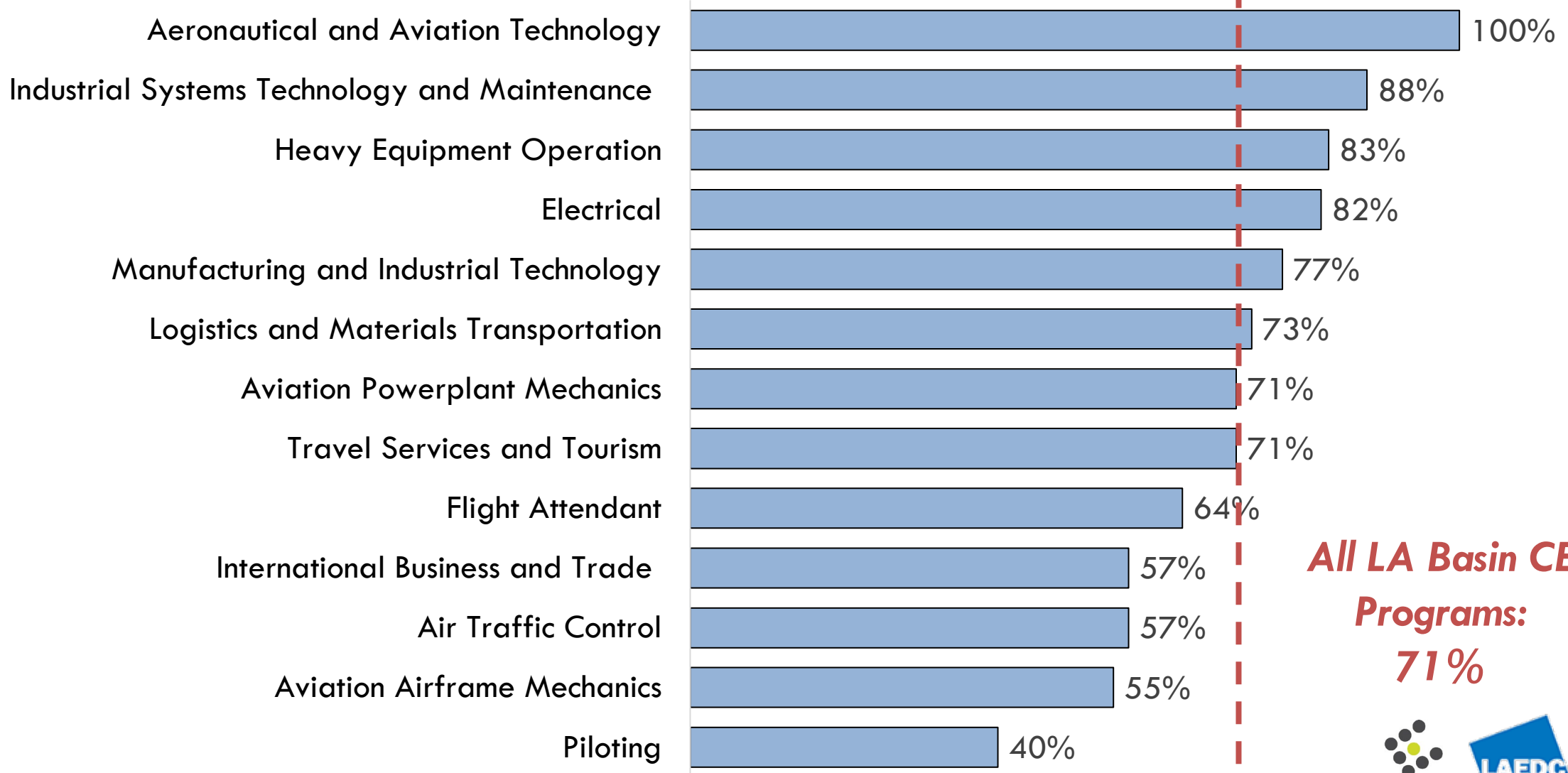


CCW REPORT RELEASE WEBINAR

LOS ANGELES PORTS

Obtained a Job Closely Related to Field of Study

2016-17 data



**All LA Basin CE
Programs:
71%**

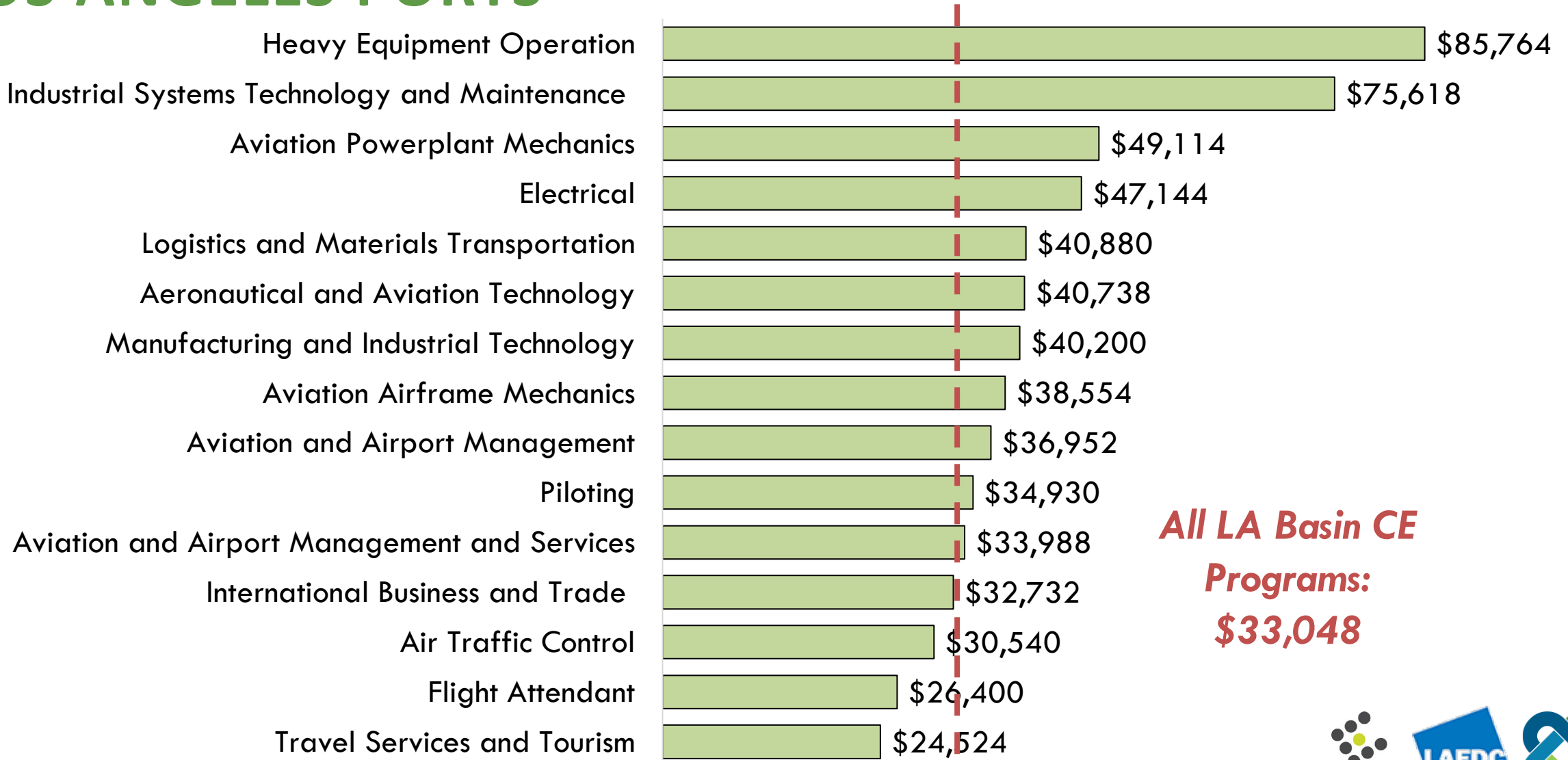


CCW REPORT RELEASE WEBINAR

LOS ANGELES PORTS

Median Annual Earnings

2017-18 data



All LA Basin CE Programs:
\$33,048

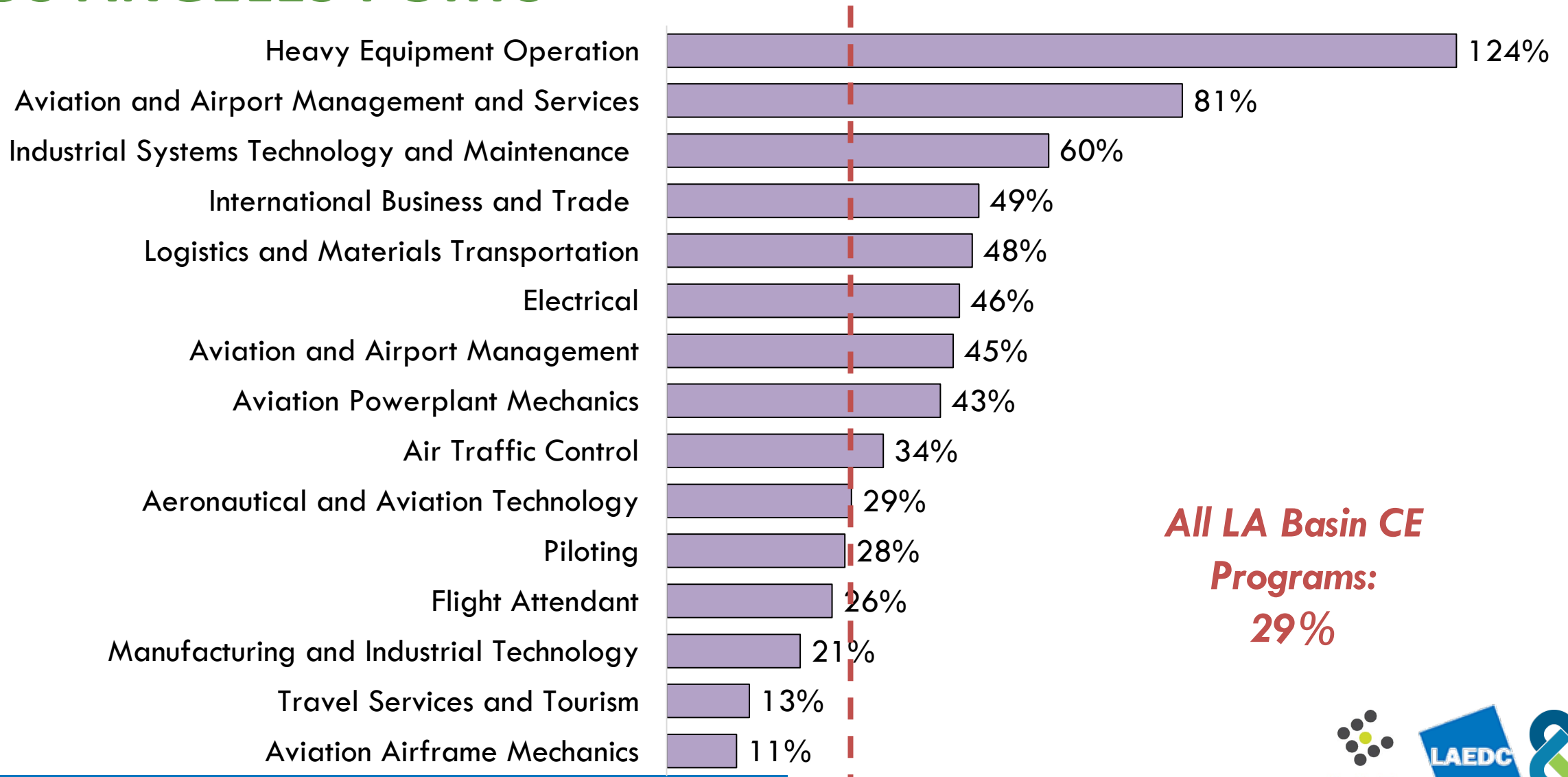


CCW REPORT RELEASE WEBINAR

LOS ANGELES PORTS

Median Change in Earnings

2017-18 data



All LA Basin CE Programs: 29%

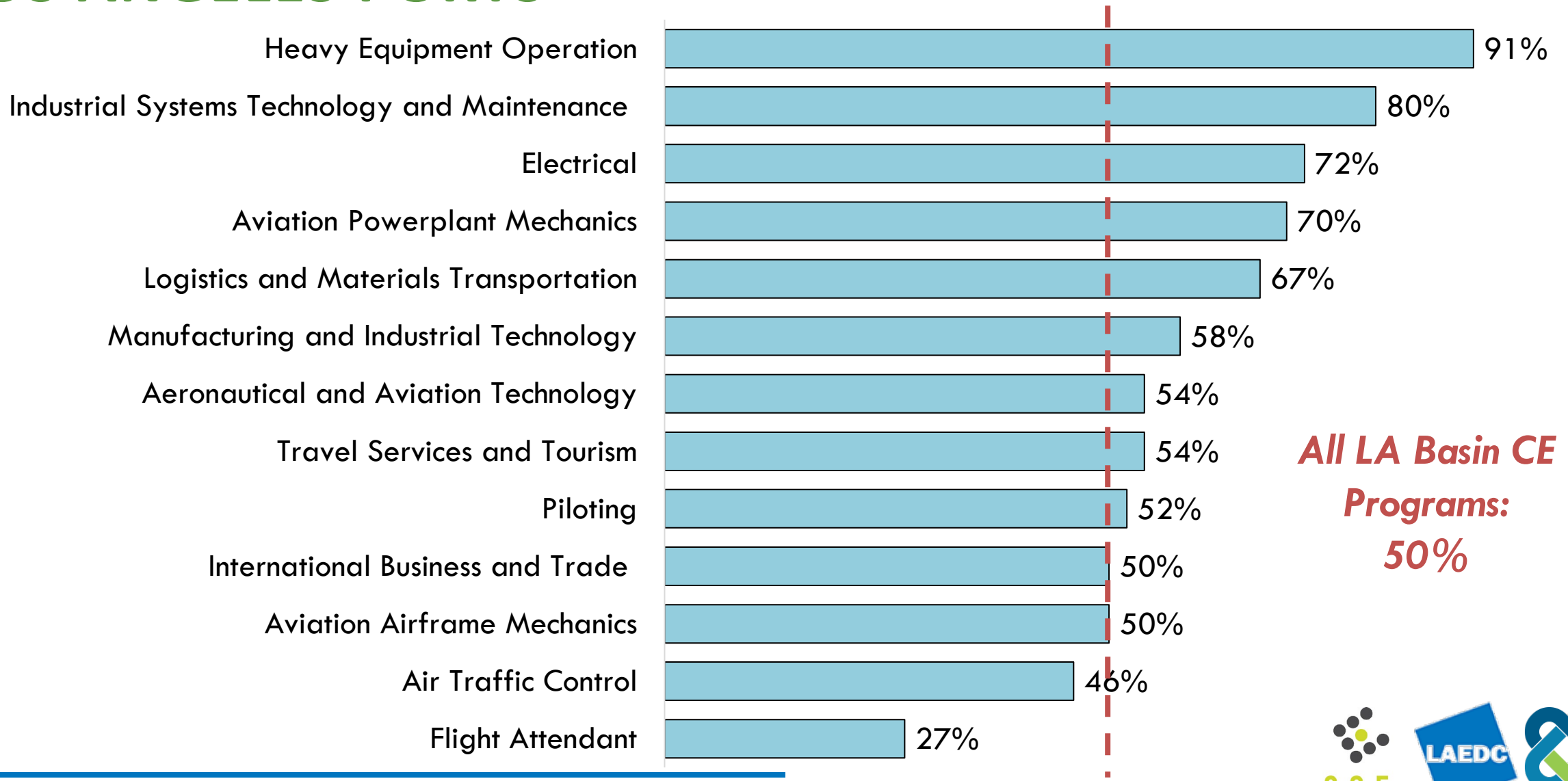


CCW REPORT RELEASE WEBINAR

LOS ANGELES PORTS

Attained a Living Wage

2017-18 data



CONTACT INFORMATION

LUKE MEYER

(909) 247-8510

lmeyer7@mtsac.edu

RUTH AMANUEL

REGIONAL DIRECTOR, EMPLOYER ENGAGEMENT
GLOBAL TRADE - LOS ANGELES REGION
HOSTED AT LONG BEACH CITY COLLEGE
RAMANUEL@LBCC.EDU

WWW.GLOBALTRADEWORKFORCE.COM

WWW.PROVENREADY.ORG



THANK YOU!

To learn more and get involved, email
claire.anderson@laedc.org

WWW.COMPETITIVEMWORKFORCE.LA/PORTS

